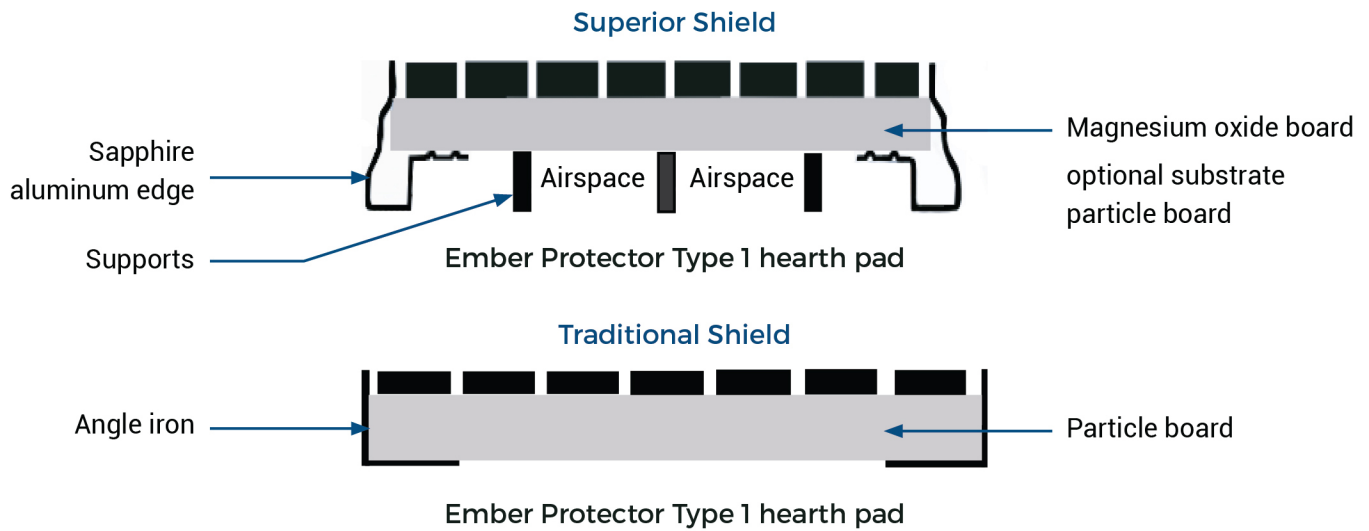


DIAMOND HEARTH

The Only Hearth Pad you will ever need.
Tested and Certified to UL Standards.

AMERICAN MADE AND WILL ALWAYS BE.

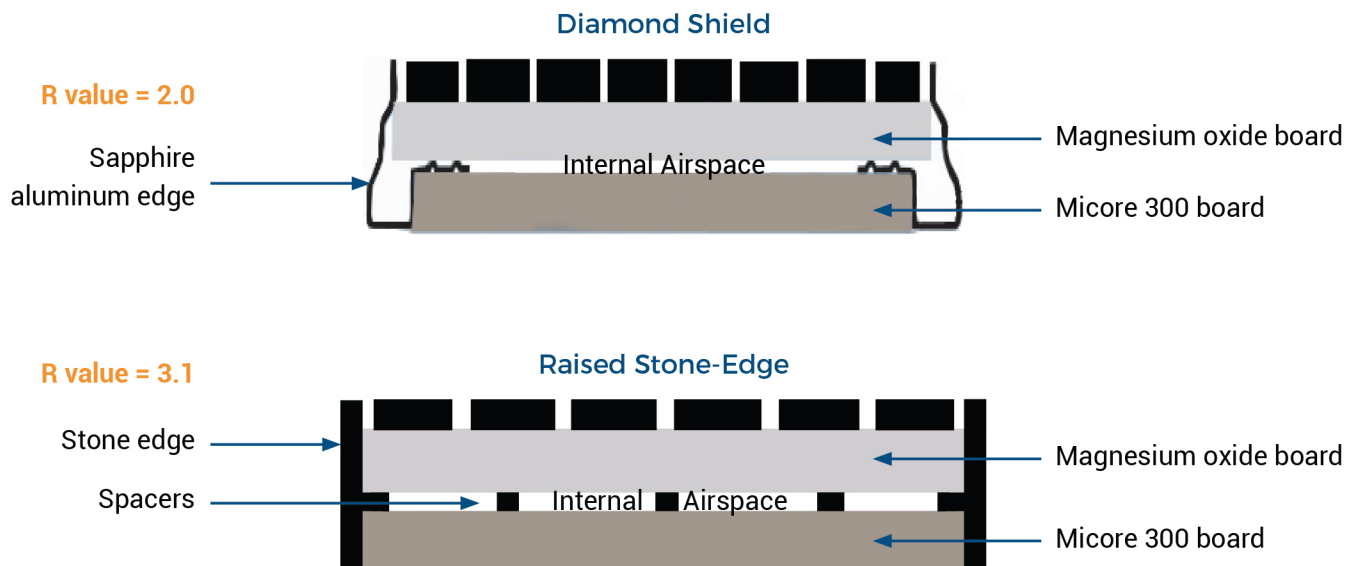
TYPE 1 - TESTED & CERTIFIED



The Sapphire edge is an Ultra-light T-6 Anodized Aluminum Extrusion. Not only is it aesthetically appealing but creates interior alternative sites for a variety of substrate configuration. The interior flange makes the Duo-core technology possible where 2 substrates and 1 internal airspace creates an incredibly strong hearth and more importantly higher R-values. It is a first in the Industry.

TYPE 2 - TESTED & CERTIFIED


Cross Section: Duo-Core Technology



HIGHEST R-VALUE IN THE INDUSTRY

RAISED STONE - HEARTHTHS


2.5 inch raised hearths



Raised Peacock Slate



Raised Polished Bronze Slate



Brazilian Gray Slate




Natural Silver Slate

5 inch raised hearths


If you only require ember protection choose from 3 styles of hearth pad options. The Traditional Shield built since 1979, the New Raised Stone Hearth, or the Superior Shield will meet your needs. The Raised Stone-Edged Hearth pad provides R-values in excess of 2.5. Our Raised Stone Hearths are both Type 1 and Type 2 certified.

EDGE OPTIONS

Sapphire Edge



The **NEW & EXCITING** T-6 anodized aluminum extruded Sapphire Edge is ultra-light yet amazingly strong. Inside, the profile has a ribbed flange creating the attachment sites for the duo-core structural substrate arrangement with internal airspace! This highly versatile edge design allows for a variety of substrate combinations. Both Type 1 and Type 2 style hearths pads are possible from this innovative design.



Traditional Edge

The **Traditional Edged** hearth pad has been manufactured for over 30 years. It has stood the test of time. The simple continuous angle iron edge is both strong and versatile.



Add **Michigan Oak** edging & solid brass corners to the Traditional Edge. Available in only the Traditional Edge.


Raised Stone Edge



Select any of our stone finishes. Choose from a range of heights. Starting at 2.5 inches up to 7 inches. These **thermal adjustable** stone raised hearths are manufactured in all sizes and shapes. And are available with R-Values ranging from 2.5 to 10.

WE CAN CUSTOMIZE YOUR DESIGN.

TILES AND STONES



Terra Cotta



Idaho Mica Stone



African Safari



Polished Silver Slate



Cabo Carmel



Navajo Nero



Tartara

Natural Silver Slate

French Cobble

Grey Slate

Black Patina

Diamond Hearths can customize your designs too! Just tell us what your stove requires and Diamond Hearths will do the rest. You can even add a matching stone or tile to your pedestal. Mix and match your favorite stone or tile then select from different inlay patterns. The opportunities are endless.


PEDESTAL



Add a matching stone or tile to your pedestal. Also, oak trim edging with brass corners fit only Traditional edges.



Western Flagstone



Oak Pedestals elevate the hearth by 6 inches.

AVAILABLE IN ALL SIZES AND STYLES.

TIMBER SERIES



Greywood



Barnwood



Cherrywood



Fresco

If you only require ember protection choose from 3 styles of hearth pad options. The Traditional Shield built since 1979, the new Raised Stone Hearth or the Superior Shield will meet your needs. The fresh look of the Raised Stone-Edged Hearth pad provides R values in excess of 2.5. Our Raised Stone Hearths are both Type 1 and Type 2 certified. However, our recommendation is to select a Type 2 hearth pad so if in the future you choose to purchase a radiant burning wood stove, your hearth pad will be up for the task. Complex patterns are the rule at Diamond Hearths.

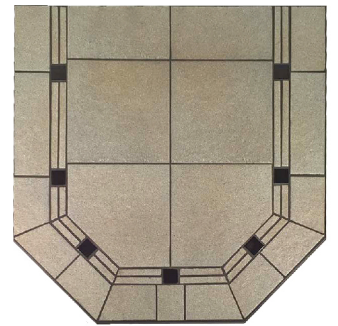
ELEGANT INLAYS



Jewel Inlay
Pewter



Venetian Inlay
Tartara



Gem Inlay
Kassel Rock



Egyptian Inlay
Santa Fe



Weave Inlay
Greywood



Braided Inlay
Spring Breeze

CUSTOM PATTERNS AVAILABLE

Diamond Hearths'

vast experience in the hearth pad business was found on the philosophy that workmanship, quality, and quick delivery to our customer are the most important factors in building customer loyalty.

Every Diamond Hearths pad is 100% made in America by skilled craftsmen, using only the highest quality components available. We manufacture and warehouse our products in the Midwest/Great Lakes region, which is centrally located to all major highways. This assures our customers quick shipment and delivery of all Diamond Hearth products. We also welcome special orders.

When you purchase a Diamond Hearths pad for your heating stove installation, you are not only buying the finest quality hearth pad available, but also purchasing peace of mind for your family and home. Diamond Hearths pads and hearth extensions have been tested and approved by an independent testing laboratory, which meet and exceed UL-1618 Type 1 and Type 2 standards for wood, pellet, and coal stoves. Most solid fuel burning stove manufacturers and local/state governments require an approved UL-tested floor protection device in order to meet code.

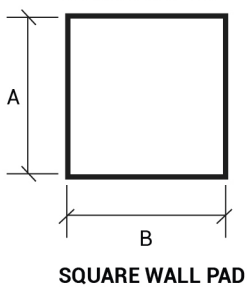
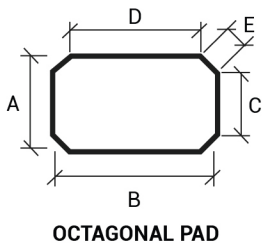
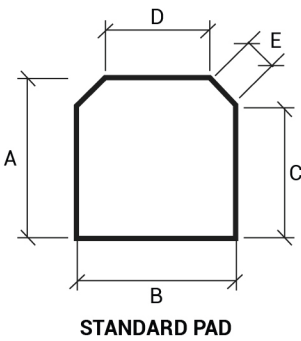
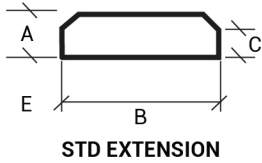
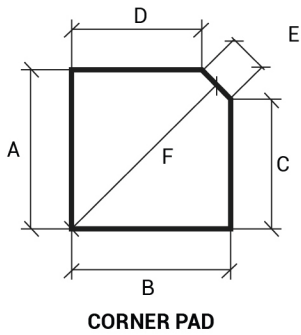
Diamond Hearths takes great pride in manufacturing only the highest quality, most unique and durable hearth pads and extensions in the industry.

No matter the size of your company or your location, we at Diamond Hearths want to be your supplier of hearth pads and extensions.

SIZES AND DIMENSIONS

Shapes	A	B	C	D	E	F
32 Corner	32	32	26 1/2	26 1/2	8	42
36 Corner	36	36	30 1/2	30 1/2	8	47
40 Corner	40	40	29 1/2	29 1/2	15	49
48 Corner	48	48	37 1/2	37 1/2	15	60
54 Corner	54	54	43 1/2	43 1/2	15	69
12 Std. Extension	12	48	7 3/4	39 1/2	6	*
18 Std. Extension	18	48	13 3/4	39 3/4	6	*
32 Standard	32	32	26 1/2	20 1/2	8	*
36 Standard	36	36	30 1/2	24 1/2	8	*
40 Standard	40	40	29 1/2	18 3/4	15	*
48 Standard	48	48	37 1/2	27	15	*
54 Standard	54	54	43 1/2	33	15	*
24x32 Octagon	24	32	16	23 1/2	6	*
24x36 Octagon	24	36	16	27 1/2	6	*
32 Wall	32	32	*	*	*	*
36 Wall	36	36	*	*	*	*
40 Wall	40	40	*	*	*	*
48 Wall	48	48	*	*	*	*

Note: All sizes listed are standard products. Custom orders subject to quote.



Diamond Hearths

360 S Third St., Fruitport, MI 49415
Phone: 231-366-4855 Fax: 213-366-1838

Tested and approved by:



Member

